

Product News

Expected release: May 2020



WINNOCARE

N o r d i c

Solar/185 / Stellar/170 / Luna 200 kg

SOLAR/185

**NEW
& IMPROVED**

INTRODUCING THE NEW SOLAR WITH 185 KG LIFTING CAPACITY

We have kept the best features of our best selling mobile lift and added a new set of details and improvements.

Expected release: May 2020

See the changes on the next page.



See all changes on
the next page!

For more information, please contact us
at export@winncare.dk
or +45 7027 3720

SOLAR/185

ROTATION POINT

The cover for the rotation point has been redesigned, and just like the former edition of the Solar - and in contrast to most other types of mobile lifts - the rotation point is maintenance free (no need to retighten).

MANUAL EMERGENCY LOWERING

We have redesigned and moved the manual emergency lowering, which makes it easier to maneuver.

PISTON ROD

The piston rod has been redesigned in compliance with our Easy Clean-principle (see explanation below).

CABLE HOLDER

We have redesigned the cable holder and moved it to the back of the control box instead of the side.

The new cable holder can also be mounted on other types of lifts.

NEW HAND CONTROL

The functions are the same, but with its new design and shape, the hand control for Solar is now much lighter and handier than the previous.

LINAK ACTUATOR

For the new Solar, we have chosen a much more discrete and smaller actuator than the previous one.

SPREADER BAR BASE

It is now possible to change the spreader bar without any use of tools.

Simply just push and twist to detach or mount the spreader bar.

Another new feature is the free rotation and tilt of the spreader bar.

SIMPLIFIED CONTROL BOX

In order to make the new Solar as user friendly as possible, we have chosen a control box without a display, since most of our users do not use it. This way, the control box is now more simple and intuitive.

The new Solar can go even lower than the previous, which makes it easier to lift from the floor.

Only 85 mm from top of leg to floor w/lowrider kit

EASY CLEAN PRINCIPLE

When redesigning the Solar, hygiene was a high priority. Therefore, the following components now have a smoother surface without contours, which makes it even easier to clean the lift:

- The base cover
- The legs
- The actuator bracket
- The piston rod above the emergency lowering

LOWRIDER KIT

If there is need for lower leg height, we recommend our new lowrider kit, which decreases the leg height by 32 mm.

This is an accessory set of four wheels.



STELLAR/170

**NEW
& IMPROVED**

INTRODUCING THE NEW STELLAR WITH 170 KG LIFTING CAPACITY

We have kept the best features of our best selling stand aid and added a new set of details and improvements.

Expected release: May 2020

See the changes on the next page.



Conversion kit available
for Stellar/160

For more information, please contact us
at export@winncare.com
or +45 7027 3720

STELLAR/170

NEW HAND CONTROL

The functions are the same, but with its new design and shape, the hand control for Stellar is now much lighter and handier than the previous.



LIFTING ARM

For a more ergonomically correct and natural lifting pattern, we have redesigned the lifting arm by shortening it and adding horizontal handles on the sides.

The new design contributes to a more comfortable lifting process and utilizes the benefits of the sling.

Before, it was often necessary to reposition the user after having lowered him in the chair.

Now, the lifting and lowering pattern is more natural, and the user is placed correctly in the chair.

CABLE HOLDER

We have redesigned the cable holder and moved it to the back of the control box instead of the side.

The new cable holder can also be mounted on other types of lifts.

SIMPLIFIED CONTROL BOX

In order to make the new Stellar as user friendly as possible, we have chosen a control box without a display, since most of our users do not use it. This way, the control box is now more simple and intuitive.

MANUAL EMERGENCY LOWERING

We have redesigned and moved the manual emergency lowering, which makes it easier to maneuver.

TIGHTENING SCREW GRIP

For ergonomical reasons, the new Stellar has a star shaped screw grip for easier adjustment of the leg rest.

LINAK ACTUATOR

For the new Stellar, we have chosen a much more discrete and smaller actuator than the previous one.

EASY CLEAN PRINCIPLE

When redesigning the Stellar, hygiene was a high priority. Therefore, the following components now have a smoother surface without contours, which makes it even easier to clean the lift:

- The base cover
- The legs
- The actuator bracket
- The piston rod above the emergency lowering

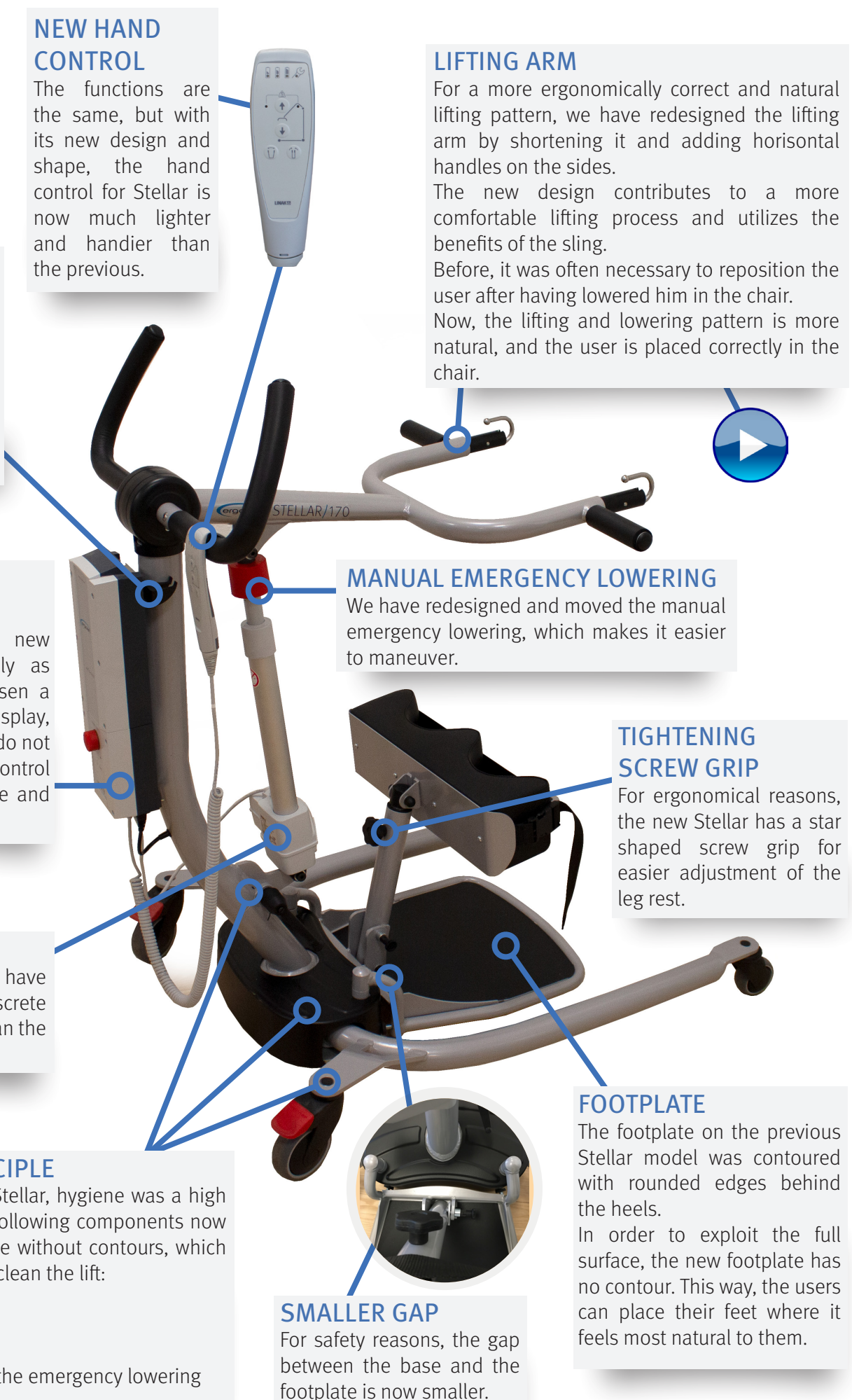
SMALLER GAP

For safety reasons, the gap between the base and the footplate is now smaller.


FOOTPLATE

The footplate on the previous Stellar model was contoured with rounded edges behind the heels.

In order to exploit the full surface, the new footplate has no contour. This way, the users can place their feet where it feels most natural to them.



LUNA CEILING LIFT (1 channel, 200 kg)



1. CHARGING INDICATOR

The hand control (BATT.) now only indicates charging for two minutes. Hereafter it will be turned off for the rest of the charging session.

To view the current charging status, simply remove and reinsert the hand control in the charging station. The status can also be viewed on the charger placed in the wall outlet; red for charge, green for idle.



2. EMERGENCY MODE

Everytime a hand control is connected, Luna will automatically be in emergency mode.

To activate, simply hold in the reset button (R) for 5 seconds, and the Luna is ready for use.

3. EMERGENCY LOWERING

The emergency lowering button on the side foil now works, even if the hand control is not connected.

FOR EMERGENCY ONLY!

See the user manual for instructions and safety cautions regarding emergency lowering.

4. PRINTED CIRCUIT BOARD

Fuse


As with most other electrical devices, it sometimes happens that the Luna hand control shortens, due to mishandling of the cord. In order to avoid having to change the entire printed circuit board (PCB), we have added a fuse (see red circle), which is the only thing you need to change if the hand control shortens. The sparepart list has been updated.

No need for tools - maintenance only takes 5 minutes!

Because of the new PCB slide, the PCB can now be inserted and removed without any use of tools, which adds it to the Luna "5-minutes-maintenance" list.

The **datamodule** has also been improved, which means that it is now possible to measure how many hours the Luna has charged in total.

If you want other details or an exploded view of the PCB, please contact us.



STANDARD SPREADER BAR

STANDARD 48 CM SPREADER BAR

Until recently, Luna and Solar came with a standard 2-point spreader bar of 58 cm. But we have experienced that the benefits of the slings in most cases are much better exploited when using a shorter spreader bar.

Therefore, Luna and Solar now come with a standard 2-point spreader bar of 48 cm.

If you prefer the 58 cm spreader bar or any of the other spreader bars from our large selection, these are of course still a part of the accessory list.

[Click here to see our range of spreader bars >>](#)





PATENTED SLING HOOKS

How to attach the sling:

- 1: Place the strap in the hook.
- 2: Pull the strap down and the sling hook is locked with a “click”.

Pull upwards to unlock the sling hook and the strap can be removed.



Do you have questions about one or more products in this brochure or would you like to know more about Winncare Nordic's solutions for patient lifting, hygiene, beds, mattresses and cushions, please feel free to contact us at any time.

Tel.: +45 7027 3720

E-mail: info@winncare.dk

Web: www.winncare.com

WINNCARE
N o r d i c