



MEDICAL EQUIPMENT

SPECIALIST SOLUTIONS

ADDITIONAL SERVICES

HYGIENE SOLUTIONS

■ Care ■ Safety ■ Comfort

WIN  CARE



Patient transfer with the Helios 150 on the Hera 140 bath and toilet seat

Table of contents



Electric shower trolley
LAMBDA 175

4



**HYDRAULIC
SHOWER TROLLEY**

4



Bathing and toilet chair
HERA II 140

5



Bathing and toilet chair
TRITON/DUAL

5



Bath lift
ARCHIMEDES

6



Bathing cushion
WITH A PUMP AIRFLO 12

6



Hospital



Institutional



Home care



QR Code
Product card
User manual
Declaration of conformity



LAMBDA 175

Recommended for



PRODUCT HIGHLIGHTS:

- the shower trolley Lambda 175 is used to assist patients requiring a reclined/lying position during the washing/showering situation
- powered height and tilt adjustment
- cylindrical neck cushion
- adjustable side, foot and head rails
- central braking on paired wheels
- big wheel diameter \varnothing 150 mm
- made of stainless steel

TECHNICAL SPECIFICATION:

- max. load 175 kg
- width and length over side rails 780 mm x 2060 mm
- mattress dimensions 600 mm x 1870 mm
- min/max. height 560 mm/1030 mm
- IP class IP65
- Anti Trendelenburg angle approx. 10 degrees
- wheel diameter \varnothing 150 mm
- total weight 115 kg

Warranty: 2-year

Manufacturer: Winncare Nordic ApS.

Scan the QR code for more information:



Shower trolley Lambda is operated by hand control unit



HYDRAULIC SHOWER TROLLEY

Recommended for



PRODUCT HIGHLIGHTS:

- the hydraulic shower trolley is used to assist patients requiring a reclined/lying position during the washing/showering situation
- hydraulic height regulation by two side pedals
- head and foot push bars, laundry basket
- pluggable drain outlet
- 185 cm outlet pipe attachable to the side of the base board
- cylindrical neck cushion
- profiled retractable epoxy side rails

TECHNICAL SPECIFICATION:

- max. load 170 kg
- width and length over side rails 760 mm x 1960 mm
- base dimensions 630 mm x 1700 mm
- height min/max. 560 mm/1030 mm
- total weight 79 kg

Warranty: 2-year

Manufacturer: Winncare France (SA)

Scan the QR code for more information:



Shower trolley with a neck cushion



HERA II 140

Recommended for



PRODUCT HIGHLIGHTS:

- bath and toilet chair Hera 140 is used to assist patients in a sited position during the washing/toilet situation
- adjusted tilt angle +5 to -30 degrees
- manual height adjustment
- 4 castors with brakes
- additional accessories: head rest and chamber pot

TECHNICAL SPECIFICATION:

- max. load 140 kg
- min/max. height 1035 mm/1115 mm
- seat width 480 mm
- backrest height 505 - 585 mm
- total width 600 mm
- tilt angle +5 to -30 degrees
- total weight 22 kg

Warranty: 2-year

Manufacturer: Winncare Nordic ApS.



Toilet situation with the use of bath and toilet chair Hera 140

Scan the QR code for more information:



TRITON/DUAL

Recommended for



PRODUCT HIGHLIGHTS:

- bath and toilet chair Triton/Dual is used to assist patients in a sited position during the washing/toilet situation
- adjusted tilt angle +7 to -30 ± 2 degrees
- powered transport function, powered height adjustment (soft start/stop)
- safety stop and lowering function
- IP class IPx6; totally submersible
- additional accessories

TECHNICAL SPECIFICATION:

- max. load 150 kg
- min/max. height 1065 mm/1480 mm
- seat width 460 mm
- backrest height 535 - 950 mm
- total width 570 mm
- tilt angle +7 to -30 ± 2 degrees
- total weight 41 kg

Warranty: 2-year

Manufacturer: Winncare Nordic ApS.



Toilet situation with the use of bath and toilet chair Triton/Dual



Backward tilt function to aid the care environment

Scan the QR code for more information:





ARCHIMEDES

Recommended for



PRODUCT HIGHLIGHTS:

- bath lift Archimedes is used to lower and lift patients into the bath
- equipped with waterproof hand controlled unit; IP67 class (submersible up to 1 m)
- 4-directional suction cups for extra stability in the bath
- safety feature which prevents from lowering the patient into the bath unless there is enough power to lift again



Bath with Archimedes bath lift

TECHNICAL SPECIFICATION:

- max. load 165 kg
- seat width 395 mm
- backrest height 80 - 450 mm
- seat depth 445 mm
- total weight 5.2 kg

Warranty: 2-year

Manufacturer: Mangar International Ltd.

Scan the QR code for more information:



BATHING CUSHION

Recommended for



PRODUCT HIGHLIGHTS:

- bath cushion Airflo 12 with a pump is used to lower and raise a patient into a bath
- suction cups provide stability in the bath
- fully waterproof hand controlled unit (IP67)
- cordless, battery powered
- lightweight and portable



Fully folded bath cushion



Bath cushion in use in a bath

TECHNICAL SPECIFICATION:

- max. load 150 kg
- seat height (min/max) 20 mm/400 mm
- seat depth 440 mm
- backrest width 540 mm
- backrest height 330 mm
- airhose length 1.8 m
- lifting performance per charge 8 (4 cycles of lowering and lifting)
- total weight 2 kg

Warranty: 2-year

Manufacturer: Mangar International Ltd.

Scan the QR code for more information:



CONTACT

Premises

Winncare Polska Sp. z o.o.
ul. Lubska 17
PL 68-320 Jasień

T: +48 68 371 10 45
E: biuro@winncare.pl

NIP: 9281993580
VAT EU: PL9281993580
REGON: 140793644

Sales Department

Winncare Polska Sp. z o.o.
ul. Piotrkowska 276 D
90-361 Łódź

T: +48 68 371 10 45
E: sales@winncare.pl
www.winncare.pl

Our representative

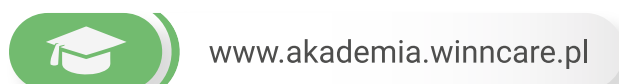




Dariusz Felisiak
Eastern Europe Sales Manager
Mobile: +48 506 303 608
E-mail: daf@winncare.pl



Also: Russia, Uzbekistan, Kazakhstan

Find us:



WIN  CARE

■ Care ■ Safety ■ Comfort

www.winncare.pl